



---

Hygenius solutions from Vestige

---

---

# Home Care Category

---

- Hyvest comes from the core words Hygiene and Vestige
  - *HYGENIUS SOLUTIONS from VESTIGE*
- Home Hygiene promotes good health and overall wellness for your entire family





# Hyvest ULTRA-BUDDY

Your ultimate home hygiene assistant

Your home hygiene assistant helps you to provide continuous protection of your loved ones against everyday illnesses.

Germs enter our homes, through people (who may have an infection or are carriers of germs), contaminated food, domestic animals, and sometimes through water or via air.

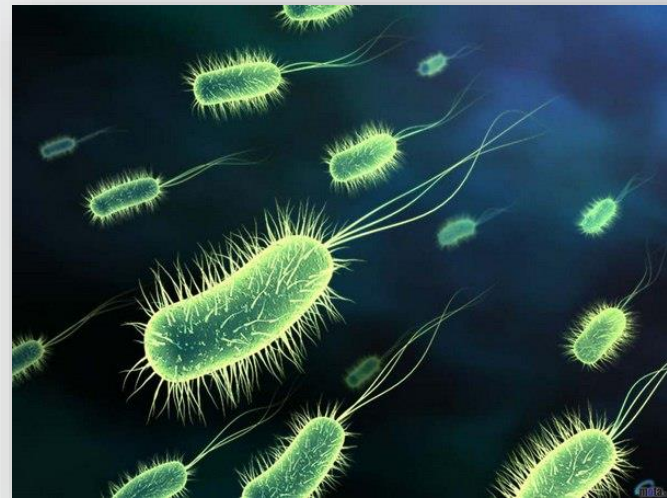
Good hygiene plays an important part in reducing the burden of infectious diseases in our homes and also prevents them from spreading.

---

# Home Hygiene

---

- Germs can be found everywhere
- They can survive on hard surfaces such as floors, doorknobs, handrails etc. for about 24 hours
- On soft surfaces such as fabric furniture and beddings, they can survive for 20 – 30 minutes
- If the germs aren't allowed into the home, it is easier to protect your family
- A clean home would prevent illness before it begins
- It would also prevent the spread of disease if practiced on a day to day basis





---

# Daily Protection

---

- Maintaining cleanliness at home is not just a “do it and forget it” activity
  - It should be in the daily to-do list of every household for healthy living
- What to do to keeps germs at bay –
  - Clean the dust
  - Keep flies away
  - Remove garbage everyday
  - Keep the bathroom clean and dry
  - Allow sunlight into the rooms
  - Ventilate the rooms
  - Keep kitchen clean and hygienic at all times



# Dirtiest places in your House

## • KITCHEN

- Kitchen is the favourite ground for germs to grow
- The items that require frequent cleaning in the kitchen:
  - Dishwashing sponge/scrub
  - Cutting board
  - Countertops
  - Refrigerator
  - Kitchen sink
  - Kitchen towel



## • BATHROOM

- It's no surprise that the place where you scrub dirt and grim off your body holds a lot of germs
- Due to moisture build up, it is the perfect place for germs growth
- Spots that need special attention:
  - Shower tub
  - Floor
  - Drains
  - Towels
  - Taps
  - Toothbrushes



---

# Dirtiest places in your House

---

- **LAUNDRY AREA**

- Dirty clothes left in the laundry bucket attract a lot of germs due to sweat, food stains, dirt and grime that feed the germs
- Wet laundry left in a machine can cause germs to flourish



- **LIVING ROOM**

- Remote controls, keyboards, phones, and tablets are often shared by everyone in the house
- These surfaces also contribute to bacteria growth and proliferation
- A carpet can hold up to eight times its weight in dirt, dust and mites





# Dirtiest places in your House

- **KNOBS, HANDLES, AND SWITCHES**

- Handles, knobs, light switches are obvious places for germs
- Many studies have shown bacterial and virus growth on:
  - Bathroom light switches
  - Refrigerator handles
  - Door Knobs
  - Stove knobs
  - Microwave handles
- Clean these spots once a week with sanitizing solution





---

# Practicing Good Habits

---

- One way of minimizing germs from spreading is keeping things clean
- Clean the dirtiest places in your home daily for healthy living
- Wash your hands often with a good antibacterial hand wash to ward of germs and avoid illness
- Keep hand sanitizers handy if soap is not available
- Take your shoes off before walking into the house



Introducing

**Hyvest**

---

Hygenius solutions from Vestige

---



Hyvest  
**ultra  
wash**  
Liquid Laundry Detergent

# Ultrawash – Liquid Laundry Detergent

- Concentrated antibacterial formula with active enzyme technology that is tough on stains and gentle on clothes and hands
- Superior cleaning properties effectively removes dirt, grime and unpleasant odour from all types of clothes
- Protects and leaves the fabric soft and shining like new
- Protects the coloured clothes and brightens up the white clothes
- Requires less water for washing compared to popular detergent powders and liquids
  - Enriched with antifoaming agents
  - Enriched with antibacterial Neem extract
  - Effective for both machine and hand wash



VESTIGE  
**Hyvest**





---

# Ultrawash – Liquid Laundry Detergent

---

## USE ON:

All types of clothes including

- Cottons
- Synthetics
- Chiffons
- Georgette
- Jeans
- Sheets
- Quilts
- Baby Clothes etc.

*\*Not suitable for woolens and silk*



VESTIGE  
**Hyvest**



# Ultrawash – Liquid Laundry Detergent

## Application and Cost per use:

Application	Amount	Cost per Use	No. of Uses per bottle
Bucket wash	½ capful (5 ml) in half bucket (7 L) of water	Rs. 3.45*	100 Half bucket washes
Machine wash	<b>Regular / Medium Load:</b> 1 capful (10 ml)	Rs. 6.90*	Washes 50 Regular Loads
	<b>Full / Dirty Load:</b> 2 capful (20 ml)	Rs. 13.80*	Washes 25 Full / Dirty Loads



VESTIGE  
**Hyvest**

\*cost as per MRP

---

# Ultrawash – Liquid Laundry Detergent

---



**MRP** Rs. 345.00

**DP** Rs. 300.00

**BV** 180

**PV** 11.05



**Hyvest**



Hyvest  
**ultra  
scrub**  
Dishwashing Liquid



---

# Ultrascrub – Dishwashing Liquid

---

- Concentrated formula for cleaning dishes and utensils
- Possesses superior oil and grease removal properties
- Gentle on hands
- Easily and effectively removes stubborn grease from iron and steel utensils leaving them shining like new
- High degreasing strength with power of lemons
- Cuts through toughest grease and oily residue
- Removes food smell
- Leaves utensils sparkling clean



  
VESTIGE  
**Hyvest**



---

# Ultrascrub – Dishwashing Liquid

---

## USE ON:

- All types of utensils:
  - Stainless steel
  - Aluminium
  - Iron
  - Non-stick cookware
  - Glass ware
  - Bone china
  - Melamine
  - Ceramic crockery etc.

## FOR REGULAR USE:

- Mix few drops of concentrate in a bowl of water, use on utensils with scrubber pad or sponge

## FOR TOUGH STAINS:

- Take one drop of concentrate directly on the scrubber
- Use on utensil with water to scrub off tough stains easily



# Ultrascrub – Dishwashing Liquid

## Application and Cost per use:

Application	Amount	Cost per Use	No. of Uses per bottle
<b>Regular use: A sink full of Utensils</b>	1 spoon (5 ml) Ultrascrub in a bowl (100 ml) of water	Rs. 1.85*	100 sink full of Utensils
<b>Tough Stains</b>	1 drop (0.5 ml) on scrubber pad	Rs. 0.19*	1000 drops



---

# Ultrascrub – Dishwashing Liquid

---



**MRP** Rs. 185.00

**DP** Rs. 160.00

**BV** 96

**PV** 6.0



**Hyvest**



# DEMONSTRATIONS



---

# Ultrawash – Demo

---

- Take a jar half filled with water
- Put a drop of Ultrawash in the jar
- Close the lid of the jar and shake vigorously
- You will see very less foam formed in the jar\*
- Ultrawash is designed to form less foam but that does not make it less effective on stains or dirt
- Because of this property of Ultrawash, it uses less water for the entire washing and rinsing cycle



VESTIGE  
**Hyvest**

\*compared to popular detergents

---

---

# Ultrascrub – Demo

---

- Dip a spoon in oil / margarine / butter
- Take out the spoon and remove extra oil or margarine using your fingertips
- Put a drop of Ultrascrub in half a glass of water and dip the oily spoon into the glass
- Stir the spoon vigorously several times in the glass as if mixing sugar
- Remove the spoon from water – the oil / butter will be all gone and the spoon will be sparkling clean with no residue
- Ultrascrub Dishwashing Liquid has high degreasing strength that requires very less or no scrubbing



---

# Home Care Category

---

- Hyvest comes from the core words Hygiene and Vestige
  - *HYGENIUS SOLUTIONS from VESTIGE*
- Home Hygiene promotes good health and overall wellness for your entire family





# Hyvest ULTRA-BUDDY

Your ultimate home hygiene assistant

Your home hygiene assistant helps you to provide continuous protection to your loved ones against everyday illnesses.

Germs enter our homes, through people (who may have an infection or are carriers of germs), contaminated food, domestic animals, and sometimes through water or via air.

Good hygiene plays an important part in reducing the burden of infectious diseases in our homes and also prevents them from spreading.



---

# Home Hygiene

---

- Germs can be found everywhere
- They can survive on hard surfaces such as floors, doorknobs, handrails etc. for about 24 hours
- On soft surfaces such as fabric furniture and beddings, they can survive for 20 – 30 minutes
- If the germs aren't allowed into the home, it is easier to protect your family
- A clean home would prevent illness before it begins
- It would also prevent the spread of germs if proper hygienic practices are adopted



---

# Daily Protection

---

- Maintaining cleanliness at home is not just a “do it and forget it” activity
  - It should be in the daily to-do list of every household for healthy living
- What to do to keep germs at bay –
  - Clean the dust
  - Keep flies away
  - Remove garbage everyday
  - Keep the bathroom clean and dry
  - Allow sunlight into the rooms
  - Ventilate the rooms
  - Keep the kitchen clean and hygienic at all times



# Dirtiest Places in Your House

- **KITCHEN**

- Kitchen is the favourite ground for germs to grow
- The items that require frequent cleaning in the kitchen:
  - Dishwashing sponge/scrub
  - Cutting board
  - Countertops
  - Refrigerator
  - Kitchen sink
  - Kitchen towel



- **BATHROOM**

- It's no surprise that the place where you scrub dirt and grime off your body holds a lot of germs
- Due to moisture build up, it's the perfect place for germs to grow
- Spots that need special attention:
  - Shower tub
  - Floor
  - Drains
  - Towels
  - Taps
  - Toothbrushes



---

# Dirtiest Places in Your House

---

- **LAUNDRY AREA**

- Dirty clothes left in the laundry bucket attract a lot of germs due to sweat, food stains, dirt and grime that feed the germs
- Wet laundry left in a machine can cause germs to flourish



- **LIVING ROOM**

- Remote controls, keyboards, phones, and tablets are often shared by everyone in the house
- These surfaces also contribute to bacteria growth and proliferation
- A carpet can hold dirt, dust and mites up to eight times its weight





---

# Dirtiest Places in Your House

---

- **KNOBS, HANDLES, AND SWITCHES**
  - Handles, knobs, light switches are obvious places for germs
  - Many studies have shown bacterial and virus growth on:
    - Bathroom light switches
    - Refrigerator handles
    - Door Knobs
    - Stove knobs
    - Microwave handles
  - Clean these spots once a week
  - Electrical switches must be cleaned with utmost caution





---

# Practicing Good Habits

---

- One way of minimizing germs from spreading is keeping things clean
- Clean the dirtiest places in your home daily for healthy living
- Wash your hands often with a good antibacterial hand wash to ward of germs and avoid illness
- Keep hand sanitizers handy if soap is not available
- Take your shoes off before walking into the house



# Indroducing **Hyvest**

Hygenius solutions from Vestige



Hyvest  
**ultra  
swab**  
Floor Cleaning Solution

---

# Ultraswab – Floor Cleaning Solution

---

- Concentrated formula for daily cleaning and mopping
- It gives total germ protection by killing 99.9% of germs including bacteria, virus and fungus
- Effectively removes tough stains, dirt and grime from all kind of household surfaces
- Leaves the mopped area refreshingly clean with a long lasting floral fragrance
- Contains Benzalkonium Chloride solution that completely disinfects any surface



  
VESTIGE  
**Hyvest**



---

# Ultraswab – Floor Cleaning Solution

---

## USE ON:

- All types of floors & surfaces:
  - Marble
  - Mosaic
  - Wooden
  - Granite
  - Ceramic, etc.
  - Kitchen countertops
  - Tiles
  - Bathroom floors etc.

## FOR REGULAR USE: Floor Mopping

- Use half capful (10ml) of concentrate in one fourth (1/4) bucket of water (4 L)
- Gently wipe using a mop. No need to rinse.

## KITCHEN SURFACE:

- Use undiluted for tough stains, or diluted for regular cleaning
- Use a kitchen towel for best results





# Ultraswab – Floor Cleaning Solution

## Application and Cost per use:

Application	Amount	Cost per Use	No. of Uses per bottle
Mopping home floors (marble, ceramic, granite, tiles etc.)	2 spoons (10 ml) or 1/2 cap in 1/4 <sup>th</sup> of bucket (4 L) of water	₹3.90*	50 days of cleaning
For Tough Stains	1 spoon (5 ml) on sponge or kitchen towel	₹1.95*	100 spoons



---

# Ultraswab – Floor Cleaning Solution

---



**MRP ₹195.00**

**DP ₹170.00**

**BV 102**

**PV 6.38**



**Hyvest**



Hyvest  
**ultra  
shine**  
Glass & Household Cleaner

# Ultrashine – Glass & Household Cleaner

- Concentrated formula that gives powerful cleaning performance
- Removes dust, dirt and lint leaving the surface sparkling clean
- Effectively removes stains and fingerprints without leaving any harmful oily residues
- Enriched with powerful shine promoters for superior performance
- Removes static charge from surfaces
- Does not contain any toxic volatile substances
- Soft on hands
- Economical cost per usage at 1:2 dilution ratio with water



  
**Hyvest**



---

# Ultrashine – Glass & Household Cleaner

---

## USE ON:

- All types of surfaces:
  - Glass
  - Mirrors
  - Laminated furniture
  - LED / LCD TV & screens
  - Electronic appliances
  - Fridge doors
  - Microwave doors
  - Kitchen appliances and cabinets etc.

## FOR REGULAR USE:

- Use by diluting with water at the ratio of 1:2 - one part Ultrashine concentrate with 2 parts of water
- Always use the Spray Application bottle for best results
- Wipe with a lint-free cloth for best results





# Ultrashine – Glass & Household Cleaner

## Application and Cost per use:

Application	Amount	Cost per Use	No. of Uses per bottle
Regular Use (at 1:2 dilution with water, one part Ultrashine concentrate with 2 parts of water)	Glass Surface, mirrors, kitchen appliances, fridge doors etc.: 1 ml (approx. 2-3 sprays)	₹ 0.13*	3000 sprays* per bottle of concentrate
	Ceiling fan, computer / TV screens, furniture etc.: 2 ml (approx. 4-6 sprays)	₹ 0.26*	



For best results always use the Spray Application bottle

\*cost as per MRP

---

# Ultrashine – Glass & Household Cleaner

---



**MRP ₹200.00**

**DP ₹175.00**

**BV 105**

**PV 6.56**



**Hyvest**

---

# Ultrashine – Glass & Household Cleaner

---



- Use this special Spray Application bottle to mix 250 ml of Ultrashine with 500 ml of water and spray it on the surface that you want to clean.
- Shake well before use.
- Always use a clean, dry, and lint-free cloth for cleaning

**Empty Spray Bottle**

**MRP ₹28.00**

**DP ₹28.00**

**BV 5.6**

**PV 0.35**



**Hyvest**



HyVest  
**ultra  
wash**

Liquid Laundry Detergent

# Ultrawash – Liquid Laundry Detergent

- Concentrated antibacterial formula with active enzyme technology that is tough on stains and gentle on clothes and hands
- Superior cleaning properties effectively removes dirt, grime and unpleasant odour from all types of clothes
- Protects and leaves the fabric soft and shining like new
- Protects the coloured clothes and brightens up the white clothes
- Requires less water for washing compared to popular detergent powders and liquids
  - Enriched with antifoaming agents
  - Enriched with antibacterial Neem extract
  - Effective for both machine and hand wash



VESTIGE  
**Hyvest**





---

# Ultrawash – Liquid Laundry Detergent

---

## USE ON:

All types of clothes including

- Cottons
- Synthetics
- Chiffons
- Georgette
- Jeans
- Sheets
- Quilts
- Baby Clothes etc.

*\*Not suitable for woolens and silk*



VESTIGE  
**Hyvest**



# Ultrawash – Liquid Laundry Detergent

## Application and Cost per use:

Application	Amount	Cost per Use	No. of Uses per bottle
Bucket wash	1 spoon (5 ml) in half bucket of water 4-5 Clothes	₹3.45*	100 Half bucket washes
Machine wash	<b>Regular / Medium Load (10-12 clothes):</b> 2 spoons (10 ml) or ½ capful	₹6.90*	Washes 50 Regular Loads
	<b>Full / Dirty Load (20-25 clothes):</b> 4 spoons (20 ml) or 1 capful	₹13.80*	Washes 25 Full / Dirty Loads



\*cost as per MRP

---

# Ultrawash – Liquid Laundry Detergent

---



**MRP ₹345.00**

**DP ₹300.00**

**BV 180**

**PV 11.25**



**Hyvest**



Hyvest  
**ultra  
scrub**  
Dishwashing Liquid

# Ultrascrub – Dishwashing Liquid

- Concentrated formula for cleaning dishes and utensils
- Possesses superior oil and grease removal properties
- Gentle on hands
- Easily and effectively removes stubborn grease from ceramic and steel utensils leaving them shining like new
- High degreasing strength with power of lemons
- Cuts through toughest grease and oily residue
- Removes food smell
- Leaves utensils sparkling clean





---

# Ultrascrub – Dishwashing Liquid

---

## USE ON:

- All types of utensils:
  - Stainless steel
  - Aluminium
  - Non-stick cookware
  - Glass ware
  - Bone china
  - Melamine
  - Ceramic crockery etc.

## FOR REGULAR USE:

- Mix few drops of concentrate in a bowl of water, use on utensils with scrubber pad or sponge

## FOR TOUGH STAINS:

- Take one drop of concentrate directly on the scrubber
- Use on utensil with water to scrub off tough stains easily



# Ultrascrub – Dishwashing Liquid

## Application and Cost per use:

Application	Amount	Cost per Use	No. of Uses per bottle
<b>Regular use: A sink full of Utensils</b>	1 spoon (5 ml) Ultrascrub in a bowl (100 ml) of water	₹1.85*	100 sink full of Utensils
<b>Tough Stains</b>	1 drop on scrubber pad	₹0.19*	1000 drops



---

# Ultrascrub – Dishwashing Liquid

---



**MRP ₹185.00**

**DP ₹160.00**

**BV 96**

**PV 6.0**



**Hyvest**

# DEMONSTRATIONS



---

# Ultrashine – Demo

---

- Take a hand held mirror
- Apply black shoe polish with your finger tips on the upper part of the mirror
- Rub a creamy lipstick on the lower part of the mirror
- Spray diluted Ultrashine using the Spray Application Bottle on the mirror (just one spray is enough)
- Using a face tissue or lint-free cloth gently wipe away the shoe polish and lipstick from the mirror
- The mirror will shine like new!





---

# Ultrashine – Glass & Household Cleaner

---



Concentrated Formula



With powerful Shine Promoters



Removes stains, fingerprints etc.



Removes dust and lint



No oily residue



Removes static charge









  
**Hyvest**



---

# Ultraswab – Floor Cleaning Solution

---

-  Concentrated Formula
-  Kills 99.9% germs
-  Gives total germ protection
-  Removes tough stains
-  Cuts through dirt and grime
-  Refreshing and lasting fragrance



  
**Hyvest**



---

# Ultrascrub – Demo

---

- Dip a spoon in oil or butter
- Take out the spoon and remove any extra oil or butter using your fingertips
- Put a drop of Ultrascrub in half a glass of water and dip the same spoon into the glass
- Stir the spoon vigorously several times in the glass as if mixing sugar
- Remove the spoon from water – the oil / butter will be all gone and the spoon will be sparkling clean with no residue
- Ultrascrub Dishwashing Liquid has high degreasing strength that requires very less or no scrubbing



---

# Ultrascrub – Dishwashing Liquid

---

- Concentrated Formula
- Ultra Degreasing strength
- Removes stubborn grease easily
- Removes oily residue
- Gentle on hands
- With power of lemons



✓  
VESTIGE  
**Hyvest**



---

# Ultrawash – Demo

---

- Take a jar half filled with water
- Put a drop of Ultrawash in the jar
- Close the lid of the jar and shake vigorously
- You will see very less foam formed in the jar\*
- Ultrawash is designed to form less foam but that does not make it less effective on stains or dirt
- Because of this property of Ultrawash, it uses less water for the entire washing and rinsing cycle



VESTIGE  
**HyVest**

\*compared to popular detergents

---



---

# Ultrawash – Liquid Laundry Detergent

---



Concentrated Formula



With Enzyme Technology



Antibacterial with Neem



Tough on stains, soft on hands



Requires less water



Protects colourful clothes



  
VESTIGE  
**Hyvest**



THANK YOU



VESTIGE  
**Hyvest**

---